

# M-G32EV041

## Data Sheet

# USB Evaluation Cable Interface Board for EPSON IMU/ Accelerometer

### ■ OVERVIEW

This IMU/ Accelerometer USB evaluation Cable Interface board is used to control EPSON / IMU(M-G354/M-G364/M-G365/M-G370) and Accelerometer /M-A352 from PC by way of USB. The preliminary evaluation of our IMU/ Accelerometer is facilitated by using this IMU/ Accelerometer USB evaluation Cable Interface board.

### ■ BLOCK DIAGRAM

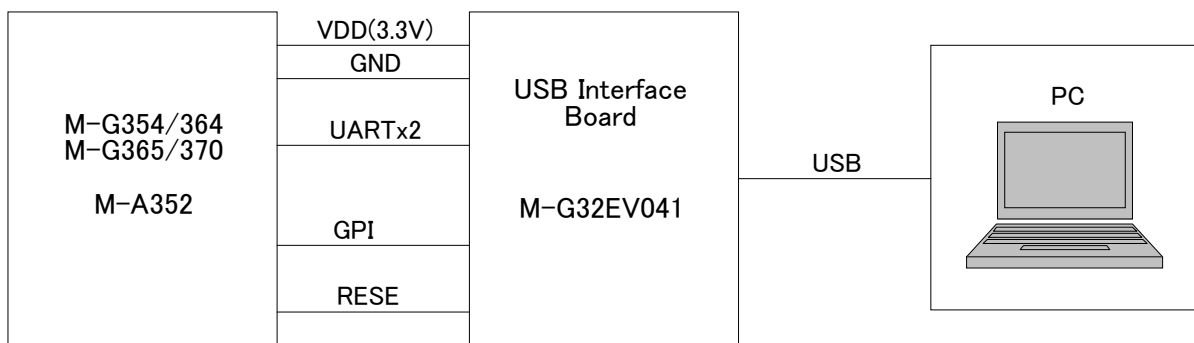


Fig1. Block Diagram

### ■ RECOMMENDED OPERATING CONDITION

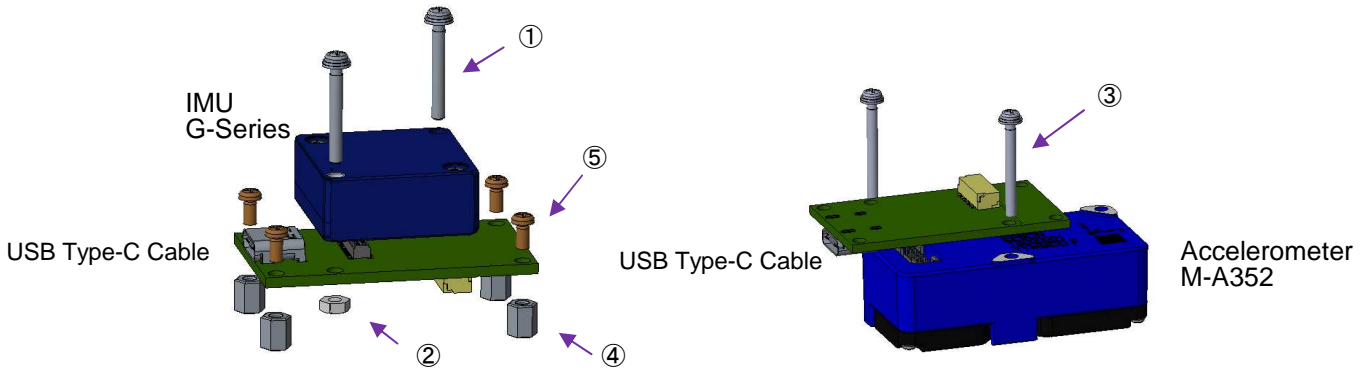
Microsoft Windows7/ 8.1/ 10 (64bit) are supported when the USB interface of the USB Evaluation Cable is connected to the PC. Other hardware connection or software environments are not tested by Epson.

Table1. Recommended Operating Condition

|                       |                            |
|-----------------------|----------------------------|
| Support OS            | Windows 7/ 8.1/ 10 (64bit) |
| USB Specification     | 1.1 / 2.0                  |
| Operation Temperature | -20~+70°C                  |



## ■ INSTALLATION INSTRUCTION



(1) IMU-G-Series—USB evaluation board connection (2) Accelerometer—USB evaluation board connection

Fig3. IMU/ Accelerometer Installation

## ■ BUNDLED PARTS

Table4. Bundled Parts List

| Product Number | Product Name                 | Specifications | Quantity |
|----------------|------------------------------|----------------|----------|
| ①              | Sems Screw for IMU           | M2 L=16mm      | 2        |
| ②              | Nut                          | Hex Nut M2     | 2        |
| ③              | Sems Screw for Accelerometer | M2 L=25mm      | 3        |
| ④              | Spacer                       | M2 L=5mm       | 4        |
| ⑤              | Screw                        | M2 L=4mm       | 4        |

## ■ SOFTWARE REQUIREMENT

### FTDI Driver

If the driver software (USB Serial Converter, USB Serial Port (COMx)) is requested when the USB Evaluation Cable is connected, install the driver using either of the following two methods.

- Update the driver via Windows Device Manager. (Automatic Update over the Internet is recommended.)
- Access the FTDI website (<http://www.ftdichip.com/Drivers/VCP.htm>) and download the appropriate driver for the OS.

## ■ IMU LOGGER SOFTWARE

The IMU logger software is provided for use with the USB Evaluation Cable and USB Evaluation Cable Interface Boards to allow easy evaluation of the Epson IMUs. For information about the IMU logger software, contact our representatives.


### For Contact

SEIKO EPSON CORPORATION  
DEVICE Sales and Marketing Department  
MSM Business PROJECT  
TEL: +81-266-61-0614, FAX: +81-266-61-2051

Software & Manuals Download Website:

[http://global.epson.com/products\\_and\\_drivers/sensing\\_system/technical\\_info/evaluation\\_tools/](http://global.epson.com/products_and_drivers/sensing_system/technical_info/evaluation_tools/)

## ■ IMPORTANT NOTES OF USE



- Please read the caution sheet that is bundled before use.
- This "USB Evaluation Cable Interface Board" communicates with IMU/ Accelerometer through the USB Cable(Type-C). Please refer to the list in the 'Supported Devices' section to determine the supported IMU/ Accelerometer model.
- Please ensure that the IMU/ Accelerometer & USB Evaluation Cable Interface Board is properly connected before inserting or removing the USB cable.
- Do not insert or remove the USB cable immediately after connecting.
- The IMU/ Accelerometer & USB Evaluation Cable Interface Board can be easily moved by the USB cable resulting in possible damage by the impact. Please take precaution to prevent impact by restraining the IMU/ Accelerometer & USB Evaluation Cable Interface Board.
- When removing the IMU/ Accelerometer from USB Evaluation Cable Interface Board, do not remove the IMU/ Accelerometer casing assembly bonded-screws. Removing the IMU/ Accelerometer casing assembly bonded-screws will void the product warranty.

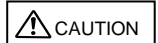
# M-G32EV041

## ■ PRODUCT NUMBER AND ORDER INFORMATION

Please order using the following number.

| Order Number | Product Number | Comment                              |
|--------------|----------------|--------------------------------------|
| E92E609041   | M-G32EV041     | USB Evaluation Cable Interface Board |

Evaluation Board/Kit and Development Tool Important Notice



1. This evaluation board/kit or development tool is designed for engineering evaluation, demonstration, or development purposes only. Do not use it for any other purposes. The conformance test for this product in accordance with European EMC regulations and United States FCC regulations has not been conducted.
2. This evaluation board/kit or development tool is intended for use by electronics engineers and is not a consumer product. Malfunction by the electrical noise may result from usage depending on your environment. The user should ensure it is used in a safe and proper manner.
3. Seiko Epson does not assume any responsibility or liability of any kind from damage and/or fire caused by the use of this evaluation board/kit or development tool. The user should cease using this evaluation board/kit or development tool if any abnormal issue occurs even during proper and safe usage.
4. When disposing of this evaluation board/kit or development tool, discard in accordance with domestic law concerning disposal.
5. The parts used for this evaluation board/kit or development tool may be changed without notice.
6. Do not allow heaters, human body or metal parts to contact the non-insulated parts of this evaluation board/kit or development tool.
7. Do not allow the human body or metal parts to contact any openings of this evaluation board/kit or development tool.
8. Do not allow excessive stress on mounted components, board wiring, and electric wire of this evaluation board/kit or development tool.
9. When exporting the products or technology described in this material, the user should comply with the applicable export control laws and regulations and follow the procedures required by such laws and regulations. Do not use, resell, export and/or otherwise disclose of these products (and any technical information, if any) for the development and/or manufacture of weapons of mass destruction or other military purposes.

### NOTICE

No part of this material may be reproduced or duplicated in any form or by any means without the written permission of Seiko Epson. Seiko Epson reserves the right to make changes to this material without notice. Seiko Epson does not assume any liability of any kind arising out of any inaccuracies contained in this material and, further, there is no representation that this material is applicable to products requiring high level reliability, such as, medical products. Moreover, no license to any intellectual property rights is granted by implication or otherwise, and there is no representation or warranty that anything made in accordance with this material will be free from any patent or copyright infringement of a third party. Keep this manual at hand to answer any questions you have about this product during use. All brands or product names mentioned herein are trademarks and/or registered trademarks of their respective companies.

©Seiko Epson Corporation 2018, All rights reserved.

## SEIKO EPSON CORPORATION

MSM BUSINESS PROJECT

281, Fujimi, Fujimi-cho, Nagano 399-0293, JAPAN  
Phone: +81-266-61-0614 FAX: +81-266-61-2051

First issue January, 2019 in Japan  
Rev.20190130